

Table of Contents

Introduction 2

Items required..... 4

Appliances..... 6

Extras..... 6

Plan with Unit Numbers..... 7

Elevations..... 8

3D Images..... 11

3D Plan 14

Pricing..... 15

Suppliers..... 16

Appendix 17

Introduction

With regards to the design concept of my kitchen, I firstly browsed the internet to see which style of kitchen was most appealing to me. I narrowed down my options to either a contemporary style kitchen or a traditional style kitchen. The contemporary style of kitchen looked very sleek with lots of straight lines, hard edges and shiny surfaces. While a lot of these kitchens looked very impressive, they had a tendency to look quite cold, colourless and sterile, I also believed they would be very expensive and out of the price range of the average buyer. With this in mind, I decided to go with a traditional style kitchen, but with a little influence from the contemporary styles I had seen online. I wanted my kitchen to look very clean and uncluttered but also warm and homely. I chose to go with a high gloss white finish on the units with black plinths and worktops to contrast this white. While the danger was there that this colour scheme could make the kitchen look quite cold, I decided to go with a warm yellow colour scheme on the walls to counteract this effect. The gloss white paint was definitely influenced by the contemporary designs but I think the reflective surface will react well with the light in the room and give the kitchen a feeling of quality. I wanted to design a kitchen that I would be happy to have myself, and I would be happy with this one.

With regards to the cost of installing this kitchen, there were several influences and decisions made here also. I definitely wanted the kitchen to be affordable to the average buyer, to broaden the market as much as possible. I also wanted to make sure the kitchen had an appearance and feel of real quality, and the high gloss finish helps in that respect. I decided to install a big American style fridge-freezer as a bit of a luxury item. Also the oven, dishwasher and microwave would be higher end options, but I feel they are worth the expense for the look they give the kitchen and I also I don't believe in scrimping on these types of appliances. I also went with the Belfast style sink which I believe has real presence in a kitchen. These expensive appliances brought up the price of the kitchen considerably, with the final cost including fitting, coming in at around €7,000. However the price for the base units and wall units alone came in at just over €2,500, so if a buyer liked the style and look of the kitchen, they could simply buy cheaper appliances and get it for a lot less. Initially I had wanted the kitchen to come in at no more than €10,000 and so at just over €7,000 it is comfortably within that price range.

The working triangle and ergonomics of the kitchen had to be considered while planning it out. It is important to have a good working triangle in a kitchen for ease of movement while cooking or preparing food. I feel that my kitchen has a good working triangle, with the cooker, hob and sink along the back wall and the fridge directly opposite the hob. I felt that this was the best location for the fridge as it was the opposite wall to the cooker which would mean the fridge would not have to work extra hard to keep cool and also because this spot was as close as I could get it to both the cooker and the sink. The dishwasher is right next to the sink so any plates or glasses can be rinsed before being put into it as conveniently as possible. Also I put a five drawer unit next to the sink so cutlery can be put away also. Having the hob next to the sink also makes it easier and quicker to rinse out pots immediately after use. I chose to put a two drawer unit underneath the hob as this unit is ideal for storing pots and pans. I chose to go with a breakfast bar in this kitchen also, partly because I personally like them but also because I think they are very handy and practical and the extra worktop space they provide can be very useful. I positioned the breakfast bar right next to the fridge so it's handy for food preparation such as sandwiches. The breakfast bar is also right near the oven so any food coming out of the oven could be put on top of the breakfast bar. With the double doors opening out into the adjoining living room, someone sitting at the breakfast bar could see through to the television in this room which could be useful if someone wanted to watch the news while eating their breakfast.

To summarise, I feel that I have designed a kitchen that is both attractive and practical. The addition of the high end appliances gives the kitchen a feel of real quality, yet it comes in at a very competitive price.

Items required

	Unit no.	Base Units (Gloss White M.D.F.)	Size (heights include plinth and worktop)
No.			W x D x H(mm)
1 no.	1	Tall Large Radius End Shelf	300x600x2120
1 no.	2	Tall Oven Housing - 3 Appliances	600x600x2120
2 no.	3 and 11	Base Unit	400x600x900
1 no.	18	2 drawer Unit	600x600x900
1 no.	5	Integrated Dishwasher Pull Down Door	600x600x900
1 no.	6	Arched Belfast Sink	950x600x900
1 no.	7	5 Drawer Unit	500x600x900
2 no.	8 and 14	Base Unit	600x600x900
1 no.	10	Larder Unit	500x600x900
1 no.	12	Base Wine Rack	400x600x900
1 no.	13	Bi-folding corner base	900x900x900
1 no.	15	Base Unit	600x600x900
1 no.	16	Tall Open Fridge(American)Housing with Top Cupboard	900x600x900

	Unit no.	Wall Units (Gloss White M.D.F.)	Size
No.			W x D x H (mm)
1 no.	28	Wall Unit	400x300x720
1 no.	29	Integrated Extractor Flap Door	600x300x460
1 no.	30	Wall End Shelf Unit With Shaped Top Moulding	250x300x720
1 no.	27	Wall End Shelf Unit With Shaped Top Moulding	300x300x720
1 no.	26	Bi-folding Corner Wall	600x300x720
1 no.	25	Double Door Unit	600x300x720
1 no.	19	Glass Wall Unit	500x300x720
1 no.	20	Glass Diagonal Corner	600x300x720
1 no.	21	Glass Wall Unit	600x300x720
2 no.	22 and 23	Double Door Unit	600x300x720

	Doors		
Unit No.	Doors	Style	Material (18mm)
2	1 X 325mm by 596mm Wall Unit Door LHH	Flat Panel	Gloss White M.D.F.
	1 X 285mm by 596mm Pan Drawer LHH	Flat Panel	Gloss White M.D.F.
3	1 X 745mm by 396mm Base Unit Door LHH	Flat Panel	Gloss White M.D.F.
5	1 X 745mm by 596mm Base Unit Door RHH	Flat Panel	Gloss White M.D.F.
6	1 X 335mm by 441mm Base Unit Door LHH	Flat Panel	Gloss White M.D.F.
	1 X 335mm by 441mm Base Unit Door RHH	Flat Panel	Gloss White M.D.F.
7	5 X 150mm by 496mm Base Unit Drawer RHH	Flat Panel	Gloss White M.D.F.
8	1 X 745mm by 596mm Base Unit Door RHH	Flat Panel	Gloss White M.D.F.
10	1 X 1399mm by 496mm Wall Unit Door LHH	Flat Panel	Gloss White M.D.F.
	2 X 278mm by 496mm Pan Drawer LHH	Flat Panel	Gloss White M.D.F.
11	1 X 745mm by 396mm Base Unit Door LHH	Flat Panel	Gloss White M.D.F.
13	1 X 745mm by 316mm Base Unit Door LHH	Flat Panel	Gloss White M.D.F.
	1 X 745mm by 316mm Base Unit Door	Flat Panel	Gloss White M.D.F.
14	1 X 745mm by 596mm Base Unit Door LHH	Flat Panel	Gloss White M.D.F.
15	1 X 745mm by 496mm Base Unit Door LHH	Flat Panel	Gloss White M.D.F.
	1 X 745mm by 496mm Base Unit Door RHH	Flat Panel	Gloss White M.D.F.
16	1 X 295mm by 446mm Wall Unit Door LHH	Flat Panel	Gloss White M.D.F.
	1 X 295mm by 446mm Wall Unit Door RHH	Flat Panel	Gloss White M.D.F.
18	2 X 370mm by 596mm Pan Drawer RHH	Flat Panel	Gloss White M.D.F.
19	1 X 715mm by 496mm Glass Wall Unit Door RHH	Flat Panel	Gloss White M.D.F.
20	1 X 715mm by 396mm Glass Wall Unit Door LHH	Flat Panel	Gloss White M.D.F.
21	1 X 715mm by 596mm Glass Wall Unit Door LHH	Flat Panel	Gloss White M.D.F.
22	1 X 715mm by 296mm Wall Unit Door LHH	Flat Panel	Gloss White M.D.F.
	1 X 715mm by 296mm Wall Unit Door RHH	Flat Panel	Gloss White M.D.F.
23	1 X 715mm by 296mm Wall Unit Door LHH	Flat Panel	Gloss White M.D.F.
	1 X 715mm by 296mm Wall Unit Door RHH	Flat Panel	Gloss White M.D.F.
25	1 X 715mm by 296mm Wall Unit Door LHH	Flat Panel	Gloss White M.D.F.
	1 X 715mm by 296mm Wall Unit Door RHH	Flat Panel	Gloss White M.D.F.
26	1 X 715mm by 276mm Wall Unit Door RHH	Flat Panel	Gloss White M.D.F.
	1 X 715mm by 276mm Wall Unit Door	Flat Panel	Gloss White M.D.F.
28	1 X 715mm by 396mm Wall Unit Door LHH	Flat Panel	Gloss White M.D.F.
29	1 X 455mm by 596mm Wall Unit Door RHH	Flat Panel	Gloss White M.D.F.

Appliances

From Ikea:

Dishwasher ENASTÅENDE: Integrated dishwasher, stainless steel 600mm €650

Article Number: 202.244.81

Oven: BEJUBLAD, stainless steel 600mm €650.00

Article Number: 802.451.93

Microwave oven: HUSHÅLLA, stainless steel €350.00

Article Number: 602.448.06

Gas hob: DÅTID HGA4K, stainless steel €150.00

Article Number: 201.451.63

Wall mounted extractor hood: LAGAN, stainless steel.

Article Number: 402.446.71

From Harvey Norman:

Samsung 'Plumbed' Side by Side Fridge Freezer (Stainless Steel) CODE: RSG5UCRS1/XEU

Extras

Breakfast bar: Article Number: 902.087.84

Support post and wall bracket.

Drawer runners: 20no.

Legs: 60no. Article Number: 500.763.18

Plinths: 5 lengths @ 220 x 160 Article Number: 802.203.81

Cornice: 6 lengths @ 220 x 60

Door handles: 38 no. Article Number: 102.223.50

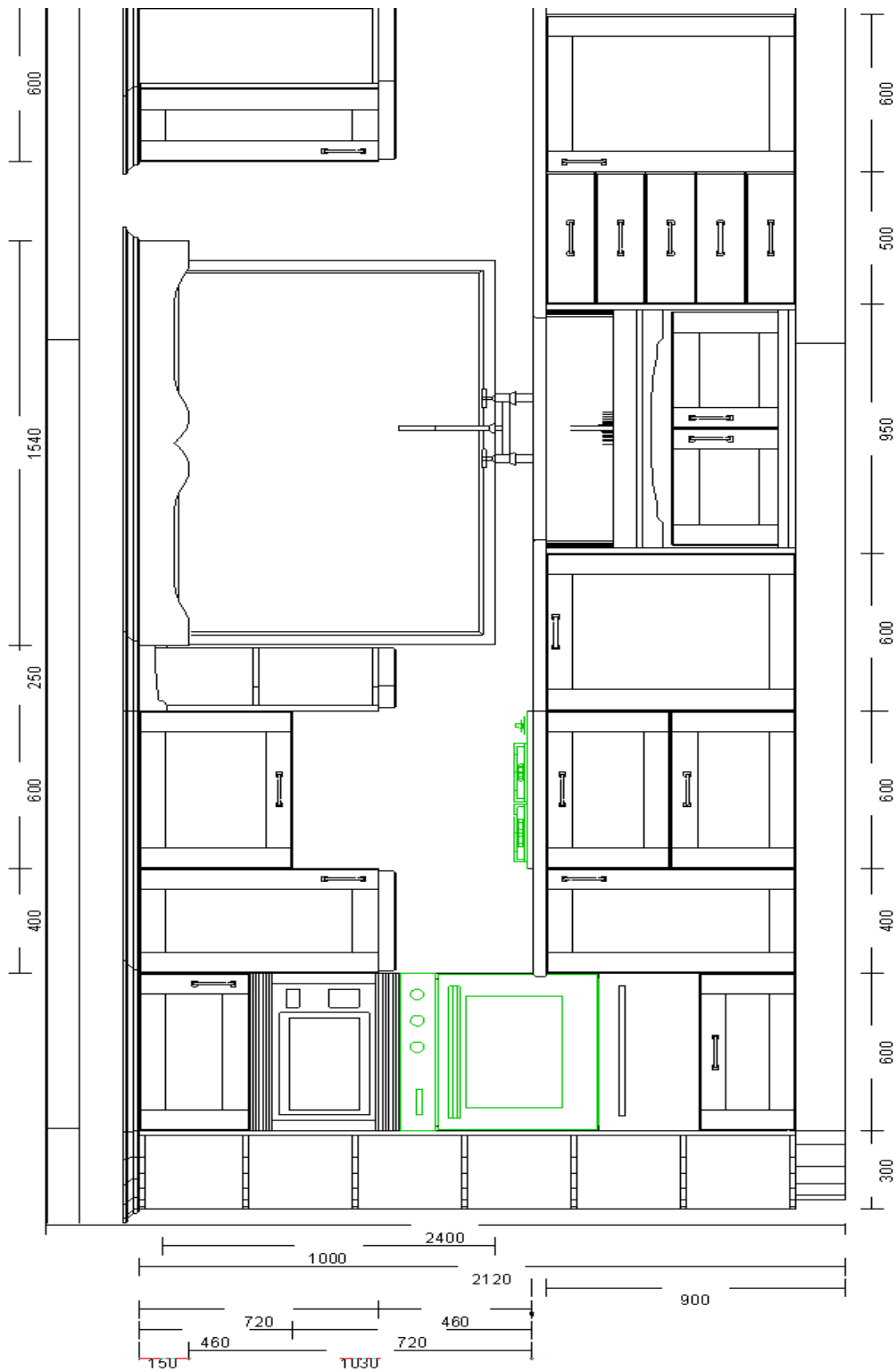
Worktop: PRÄGEL, black mineral effect 4 lengths @ 246 x 620 Article Number: 402.087.86

Worktop joiners: 2 no.

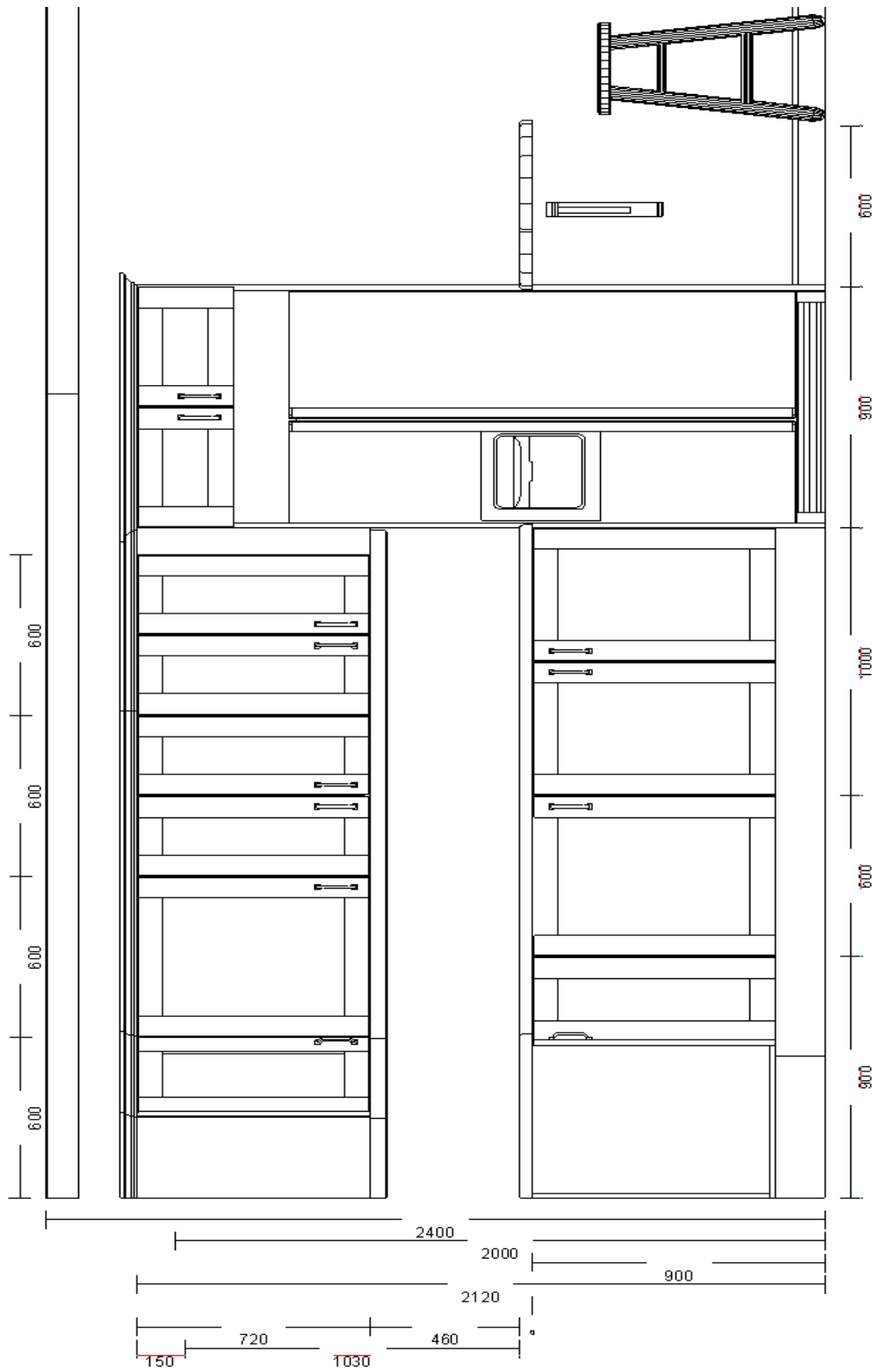
Hinges: 56 no. Article Number: 302.145.04

Elevations

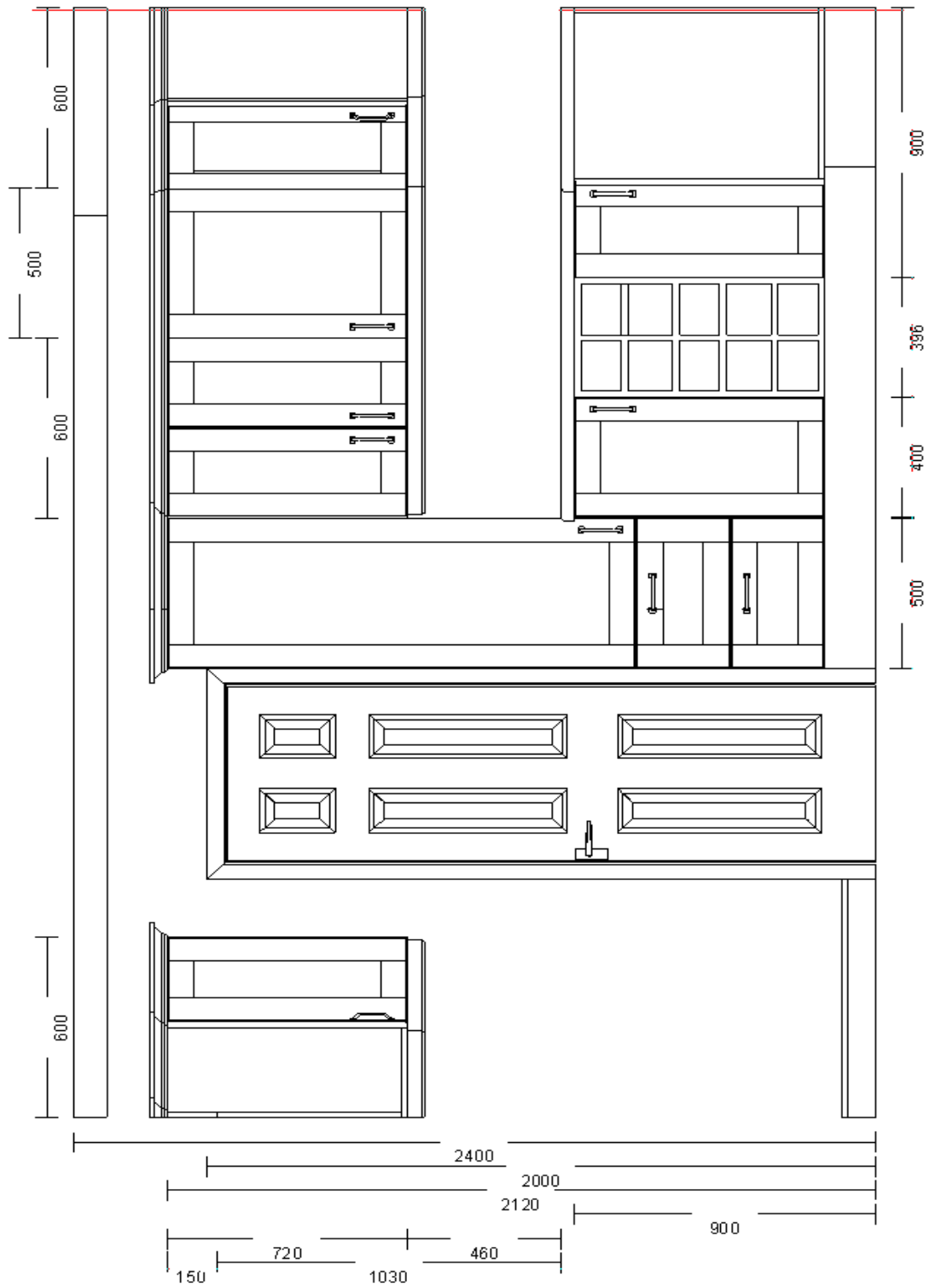
Wall 1.



Wall 2.



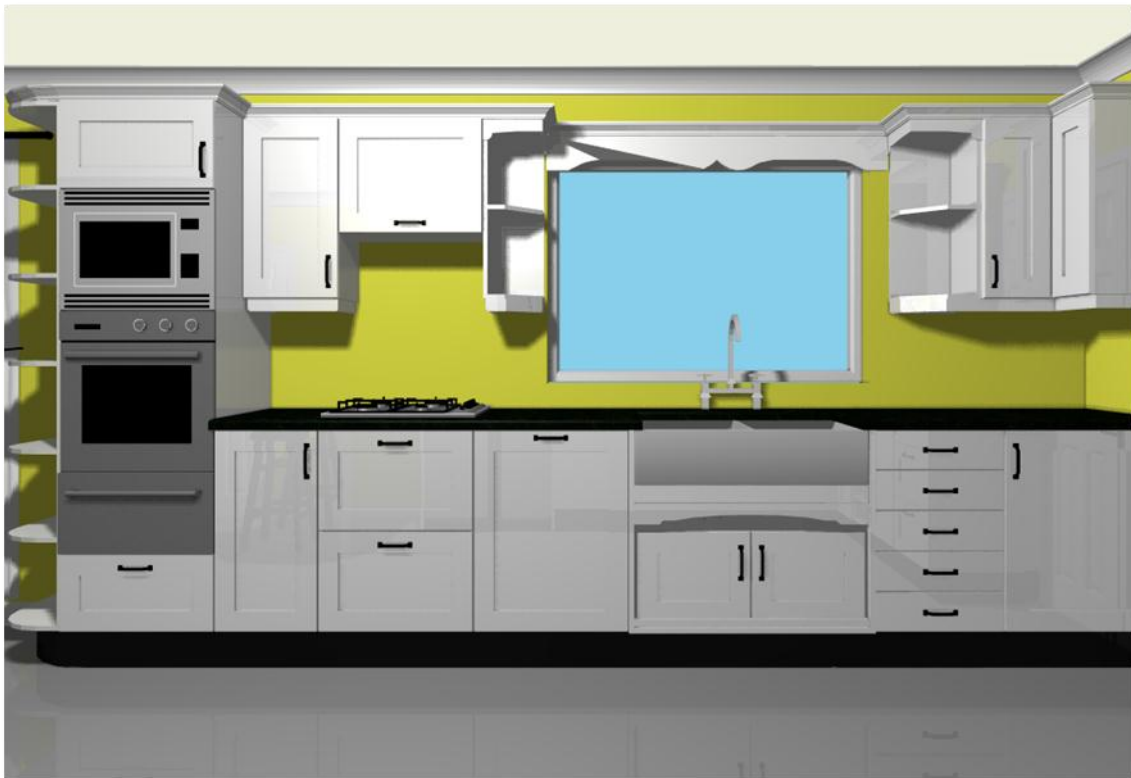
Wall 3.



3D Images



Looking into the kitchen with all three walls visible.



Oven, hob, dishwasher and sink along wall with window.



Opposite wall with American style fridge.



Breakfast bar visible alongside fridge.




Broader view of the kitchen with table and chairs visible.



Kitchen dining area.

3D Plan



Pricing (All unit prices include legs, worktop, drawer runners, hinges, handles and cornices.)

Unit no.	Description	Price
1	Tall Large Radius End Shelf	€121
2	Tall Oven Housing - 3 Appliances	€213
3	Base Unit	€54
18	2 drawer Unit	€181
5	Integrated Dishwasher Pull Down Door	€650
6	Arched Belfast Sink	€103
7	5 Drawer Unit	€223
8	Base Unit	€72
10	Larder Unit	€144
11	Base Unit	€54
12	Base Wine Rack	€140
13	Bi-folding corner base	€155
14	Base Unit	€72
15	Base Unit	€103
16	Tall Open Fridge(American)Housing with Top Cupboard	€129
Wall Units		
Unit no.		
19	Glass Wall Unit	€70
20	Glass Diagonal Corner	€91
21	Glass Wall Unit	€69
22	Double Door Unit	€82
23	Double Door Unit	€82
25	Double Door Unit	€82
26	Bi-folding Corner Wall	€118
27	Wall End Shelf Unit With Shaped Top Moulding	€40
28	Wall Unit	€51
29	Integrated Extractor Flap Door	€41
30	Wall End Shelf Unit With Shaped Top Moulding	€40
Extras:		
Plinths		€60
Breakfast Bar		€40
Total:		€100
Appliances:		
Fridge		€1,599
Oven		€650
Microwave		€350
Gas Hob		€150
Total :		€6,029
Installation fee:		€1,000
Total:		€7,029

(Full price list from the manufacturer is included in the appendix.)

Suppliers

<http://www.ikea.com/ie/en/>

<http://www.bathroomtrade.co.uk/commercial-belfast-sinks/shaws-belfast-sink-915mm.html>

<http://www.harveynorman.ie/home-appliances/refrigeration-appliances/american-side-by-side-fridge-freezers/?gclid=CLfnrKCK-7oCFQZ72wodgGkAgA>

Appendix

